








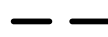














LEGEND



-  ELECTRICAL SERVICES SWITCHBOARD.
-  SWITCHBOARD / CONTROL PANEL NOT PROVIDED AS PART OF THE ELECTRICAL SUBCONTRACT.
-  SINGLE POWER OUTLET.
-  DOUBLE POWER OUTLET.
-  EXIST  EXISTING POWER OUTLET TO BE RETAINED UNLESS NOTED OTHERWISE.
-  SINGLE PHASE ISOLATOR.
-  THREE PHASE ISOLATOR.
-  JUNCTION BOX.
-  CONDUIT ROUTE.
-  LIGHTING PRESENCE DETECTOR SWITCH.
-  LIGHTING CONTROL SWITCH PANEL, TYPE AS NOTED.
-  ONE-WAY LIGHT SWITCH.
-  TWO-WAY LIGHT SWITCH.
-  DALI POT DIMMER ONE-WAY LIGHT SWITCH.
-  CIRCUIT LINE.
-  SWITCH LINE.
- DB-x

- Py


POWER CIRCUIT DESIGNATION. DENOTES DB AND CIRCUIT.
-  ELECTRICAL EQUIPMENT AS NOTED.
-  RJ45 COMMUNICATIONS OUTLET.
-  RECEPTION MULTI-TAP CONE SPEAKER.
-  ENTERTAINMENT MULTI-TAP CONE SPEAKER.
- VC


VOLUME CONTROLLER.
- M

MICROPHONE.
-  FIRE EVACUATION SPEAKER.
- FIP


FIRE INDICATOR PANEL.
-  MANUAL CALL POINT.
-  EXISTING FIRE EVACUATION HORN TO BE REMOVED.

LEGEND


-  REFER TO DETAIL NOTED FOR THE AREA SHOWN HATCHED. ADDITIONAL OUTLETS & FITTINGS MAY BE SHOWN ON DETAIL.
- E1



E1: NEW GENERAL LED EMERGENCY LIGHT.
- E2




E2: EXISTING EMERGENCY EXIT LIGHT TO BE RETAINED.
- EX




EX: NEW EMERGENCY LED EXIT LIGHT.
- Fx


Fx: CEILING FAN, TYPE AS NOTED.
- L1




L1: NEW OFFICE RECESSED 4000K LED DOWNLIGHT.
- L2




L2: NEW RECESSED 3000K DALI DIMMABLE LED DOWNLIGHT.
- L3




L3: NEW AMENITY RECESSED 3000K LED DOWNLIGHT.
- L4




L4: NEW GENERAL AREA RECESSED 3000K LED DOWNLIGHT.
- L5




L5: EXISTING BATTEN TO REMAIN AS IS.
- L6




L6: EXISTING RECESSED DOWNLIGHT TO BE REPLACED.
- L7




L7: NEW CORRIDOR RECESSED DOWNLIGHT.
- PL1




PL1: NEW DECORATIVE PENDANT LIGHT.
- WL1




WL1: NEW DECORATIVE WALL LIGHT.
- WL2




WL2: NEW DECORATIVE WALL LIGHT.
- WL3




WL3: NEW DECORATIVE WALL LIGHT.
- WL4



WL4: NEW ADJUSTABLE 3000K LED WALL MOUNTED SPOT LIGHT.
- WL5



WL5: NEW ADJUSTABLE 3000K LED BEAM MOUNTED SPOT LIGHT.
- WL6



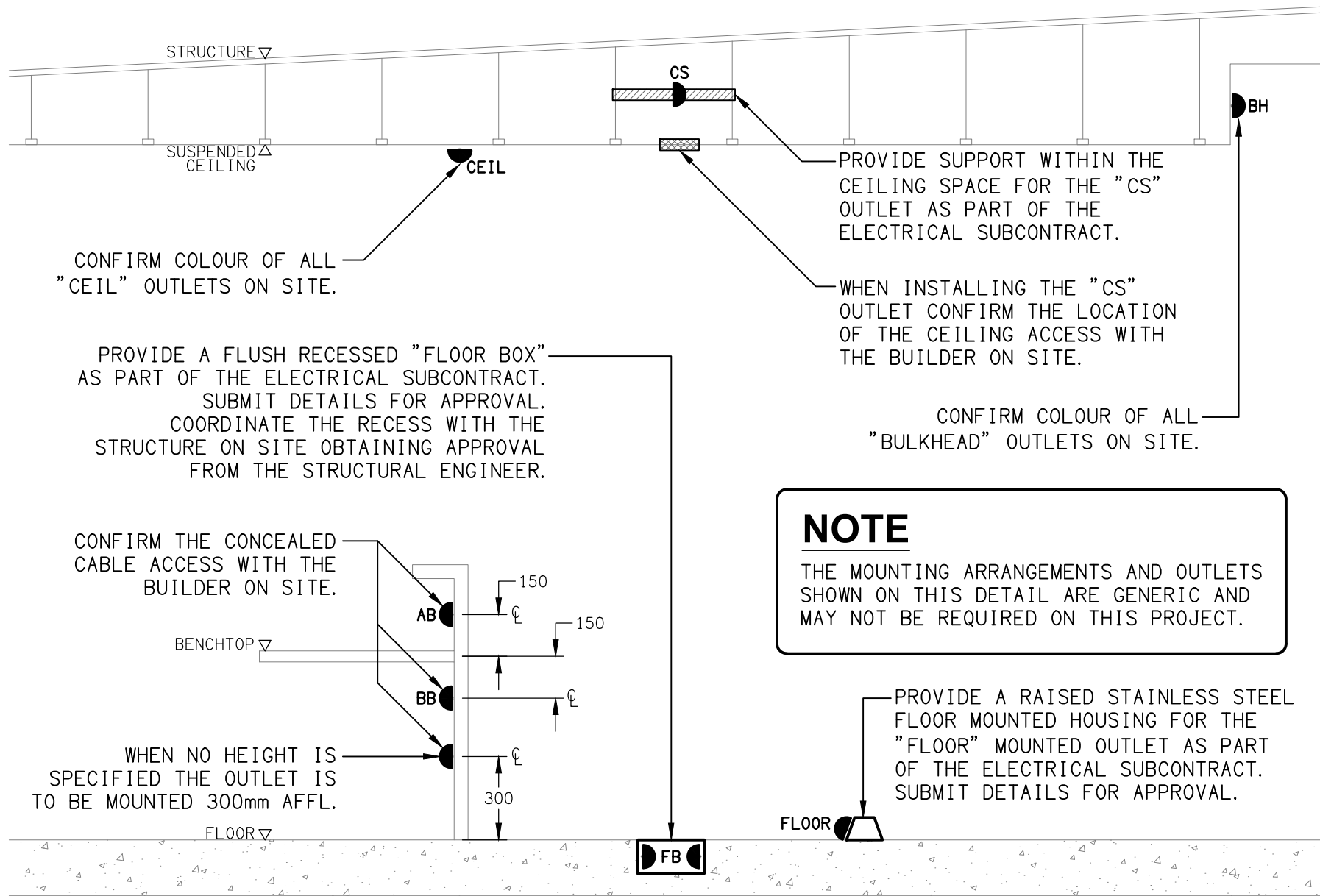
WL6: EXISTING WALL LIGHT TO BE REPLACED.

ALBANY CREEK ROAD

LOCATION PLAN

REFURBISHMENT EXTENT OF WORK

SCALE 1: 500



DETAIL

TYPICAL OUTLET MOUNTINGS

NOT TO SCALE

THE COPYRIGHT OF THIS DRAWING REMAINS THE PROPERTY OF THE ELECTRICAL DESIGN GROUP.

USE FIGURED DIMENSIONS IN PREFERENCE TO SCALE.

ALL DIMENSIONS TO BE VERIFIED ONSITE.

B	TENDER	29/05/2026
REV:	DESCRIPTION:	DATE:

 **ELECTRICAL DESIGN GROUP**
ELECTRICAL BUILDING SERVICES CONSULTANTS

BRISBANE: P.O. Box 15 Sherwood Qld 4075
Phone: (07) 3278 4375
Email: brisbane@edg.net.au
Web: www.edg.net.au

ELECTRICAL DESIGN GROUP BRISBANE PTY LTD
ACN 092 710 793

TRADING AS:
ELECTRICAL DESIGN GROUP

PROJECT:

**AVEO ASPLEY COURT
RETIREMENT VILLAGE**

SITE ADDRESS:
**100 ALBANY CREEK ROAD, ASPLEY
QUEENSLAND**

SCALE: SHEET SIZE:

1:500 AT A1

DRAWING TITLE:

**ELECTRICAL SERVICES
LEGEND & DETAILS**

PROJECT NO: DRAWING NO: REVISION:

C3753a E01 B